
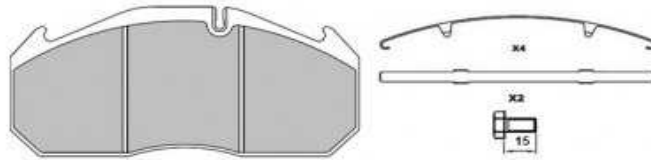
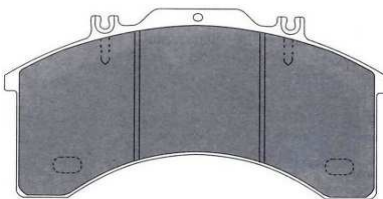
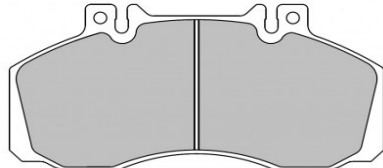
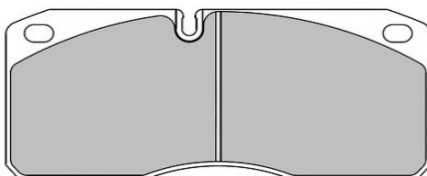

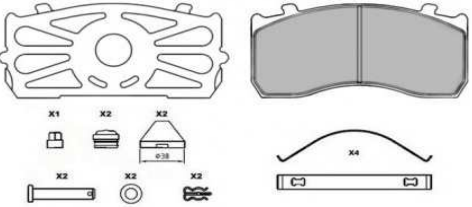

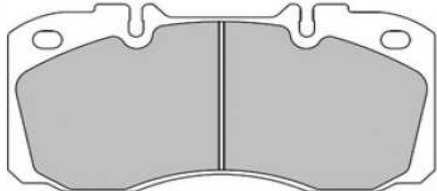
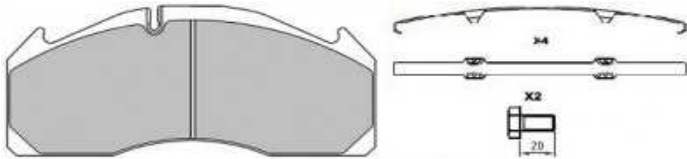
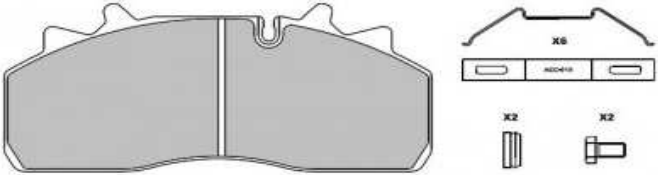
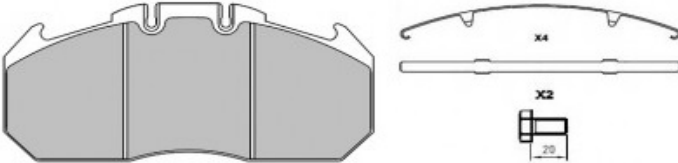
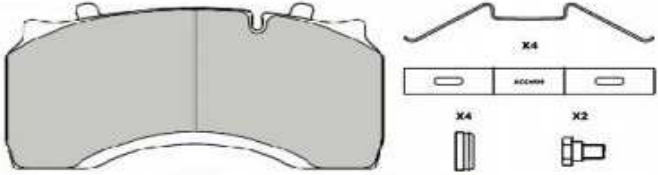





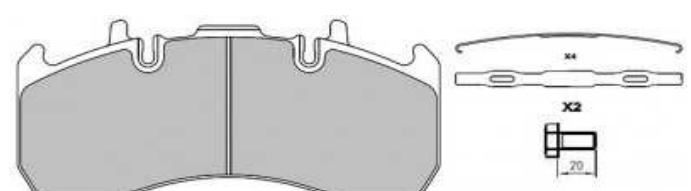
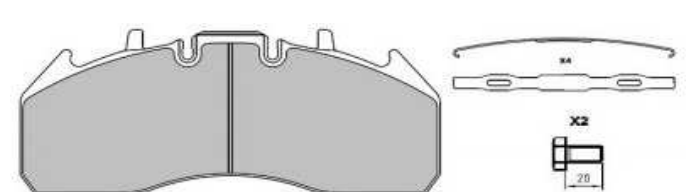
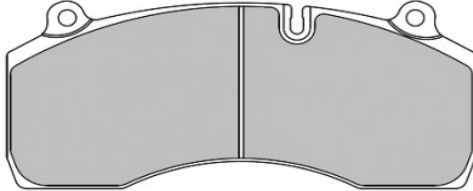
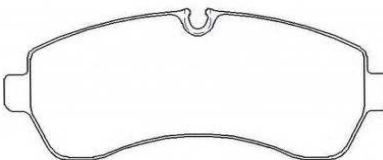
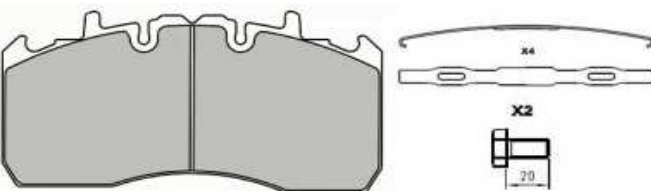
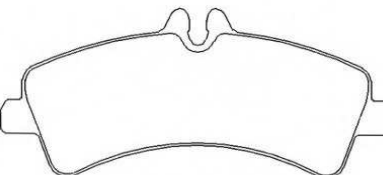
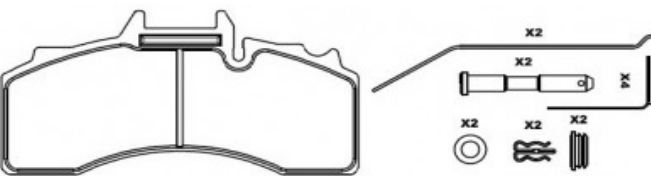


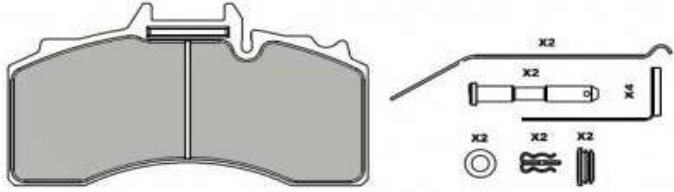
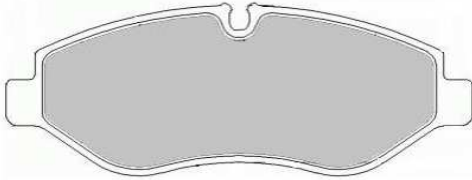
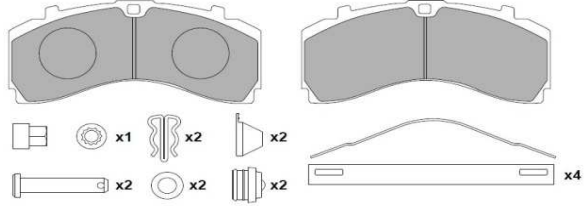
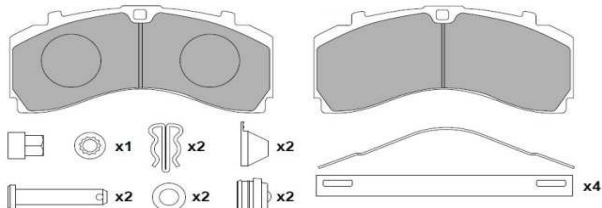

ŠIFRA PLOČICE	WVA BROJ	PRIMENA	TIP KLEŠTA	KOM GAR	DIMENZIJE PLOČICE			IZGLED PLOČICE	VP CENA	VP CENA +PDV
					DUŽINA	VISINA	DEBLJINA			
29017	29017 29024 29029	DAF - FA45, Roadrunner IVECO - Zeta LEYLAND-DAF	Wabco 456 F-Ö	4	191	87	23		4.030	4.836
29030	29030 29083 29113	IKARBUS KÄSSBOHRER-SETRA MAN MERCEDES RENAULT VAN HOOL	Meritor ELSA 1, D-3	4	250	118	28		6.770	8.124
29032	29032	IVECO - Eurocargo 120E, 130E, 150E, 260E, 280E	Bendix	4	206	110	25		9.190	11.028
29065	29065 29835	MERCEDES - Vario 612/812 - Sprinter 616CDI - O409,609,611,614 RENAULT - Midliner	Teves	4	175	85,5	22		3.750	4.500
29067	29067 29067 29039	IVECO - Zeta, Eurocargo RENAULT - S120-180 VOLVO - FLC, FL6	Meritor	4	175,5	78	22		4.790	5.748

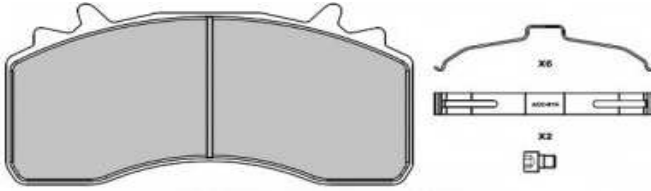
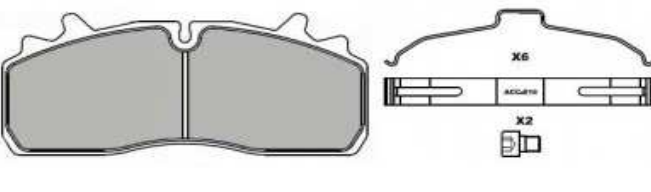
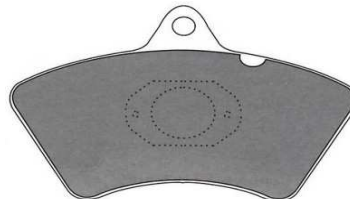

ŠIFRA PLOČICE	WVA BROJ	PRIMENA	TIP KLEŠTA	KOM GAR	DIMENZIJE PLOČICE			IZGLED PLOČICE	VP CENA	VP CENA +PDV
					DUŽINA	VISINA	DEBLJINA			
29095	29093 29094 29095	BPW - 19" DAF - SB IVECO - Eurocargo MAN - M2000 MERCEDES - Atego SAF - 19" TVM-MARBUS - B3	Knorr SB6000	4	211	92,5	30		6.620	7.944
29115	29115 29116 29148 29183	IKARBUS - IK107 MAN - TGL MERCEDES - Atego	Knorr SB5000	2+2	173,5 185	84 84	27 34		8.720	10.464
29121	29121 29129	IVECO - Daily, Daily II RENAULT - Mascot	Brembo	4	164,8	67	19		2.910	3.492
29122	29122	IVECO - Daily III, Eurocargo	Brembo	4	175	85,2	21,5		4.000	4.800
29125	29125	VOLVO - FM9/FM12, - FL617/FL618, - FL180/220, - FH 12-16	Meritor D-DUCO	4	249,5	111	29,2		7.330	8.796

ŠIFRA PLOČICE	WVA BROJ	PRIMENA	TIP KLEŠTA	KOM GAR	DIMENZIJE PLOČICE			IZGLED PLOČICE	VP CENA	VP CENA +PDV
					DUŽINA	VISINA	DEBLJINA			
29126	29126 29159	DAF - LF 55 RENAULT - Midlum 14C/16C SAF	Wabco PAN 19-1	4	210,5	92	30		6.920	8.304
29131	29131	MAN - TGA, SÜ NEOPLAN - Centroliner RENAULT - Magnum, Iliade VOLVO BUS	Meritor ELSA 2	4	249,6	117,8	30		7.820	9.384
29142	29142	RENAULT - Midlum	Wabco PAN 19-2	4	204,6	99,5	29,8		7.690	9.228
29162	29162	SAF - SK RB/RLB/RS, RZ9022W	Wabco PAN 22-1	4	210,4	109,4	31		7.550	9.060
29165	29165 29306	BPW - Eco Plus - Eco Maxx SAF - SK RB/RLB/RS, RZ9019K TVM-MARBUS	Knorr SN6000	4	210,9	92,5	30		6.860	8.232

ŠIFRA PLOČICE	WVA BROJ	PRIMENA	TIP KLEŠTA	KOM GAR	DIMENZIJE PLOČICE			IZGLED PLOČICE	VP CENA	VP CENA +PDV
					DUŽINA	VISINA	DEBLJINA			
29167	29167 29307	BPW - Eco Plus - Eco Maxx SAF - SK RB/RLB/RS, RZ9022K	Knorr SN7000	4	247,2	109,5	30		8.020	9.624
29169	29169 29177	RENAULT - Premium - Magnum	Meritor VGT 195	4	210	99,5	29,2		8.890	10.668
29171	29158 29171 29308	BPW - Eco Plus, Eco Maxx MERCEDES SAF - SK RB: 9022K/KI - SK RS: 9022K/W/H, - SK RZ: 11019K, 11222K/W, 9022K/W	Knorr SK7000	4	210,6	108,3	30		7.550	9.060
29173	29173	RENAULT - Midlum VOLVO - FL II	Meritor ELSA 225-1	4	216,2	97	29,2		7.490	8.988
29174	29174	RENAULT - Premium, Magnum VOLVO - FH Serija - FH 16 Serija - FE Serija	Meritor ELSA 225-3	4	249,6	106,9	29,2		7.760	9.312

ŠIFRA PLOČICE	WVA BROJ	PRIMENA	TIP KLEŠTA	KOM GAR	DIMENZIJE PLOČICE			IZGLED PLOČICE	VP CENA	VP CENA +PDV
					DUŽINA	VISINA	DEBLJINA			
29181	29181 29147	RENAULT - Midlum	Haldex DB 19	4	210,3	92	30		8.430	10.116
29200	29200	MERCEDES - Sprinter 510-519 (P) VOLKSWAGEN - Crafter (P)	Brembo	4	169,1	73,2	20,5		3.100	3.720
29211	29211 29291	KÖGEL VOLVO	Meritor ELSA 225-2	4	216	110.75	29		12.440	14.928
29217	29217	MERCEDES - Sprinter 510-519 (Z) VOLKSWAGEN - Crafter (Z)	Bosch	4	165	78,1	20,5		2.900	3.480
29227	29227	BPW	BPW TSB3709	4	210,5	103,5	30		9.300	11.160

ŠIFRA PLOČICE	WVA BROJ	PRIMENA	TIP KLEŠTA	KOM GAR	DIMENZIJE PLOČICE			IZGLED PLOČICE	VP CENA	VP CENA +PDV
					DUŽINA	VISINA	DEBLJINA			
29228	29228	BPW	BPW TSB4309	4	210,5	118	30		8.690	10.428
29229	29229	IVECO - Daily IV (P) - Daily V (P) NISAN - Cabstar (P)	Brembo	4	163,1	67,1	21		3.190	3.828
29244	29244 29245	MERCEDES - Actros 2010- (Z)	Knorr SL7000	2+2	207,2 207,2	113,7 113,7	30 35		7.600	9.120
29246	29246 29247	MERCEDES - Actros 2010- (P)	Knorr SM7000	2+2	244,2 244,2	113,7 113,7	30 35		8.310	9.972
29274	29274 29175 29195	GIGANT SAF	Haldex DB22 LT	4	210	93.8	30		8.270	9.924

ŠIFRA PLOČICE	WVA BROJ	PRIMENA	TIP KLEŠTA	KOM GAR	DIMENZIJE PLOČICE			IZGLED PLOČICE	VP CENA	VP CENA +PDV
					DUŽINA	VISINA	DEBLJINA			
29279	29279 29223 29337	MAN TGX Serija (P)(Z) 2012-	Wabco Maxx 22	4	217,5	107,6	30		8.580	10.296
29284	29284	R.V.I. - D serija - MIDLUM VOLVO - FL II - FL111	Wabco MAXX 19	4	210,5	85,5	30		7.520	9.024
29498	29498 29582	KÄSSBOHRER-SETRA - S210 HD - S214-215HDS - S211/212H-HD - S213/215H-HD - S228 DT	Knorr 2V20	8	178,5	113	20,4		9.900	11.880
29747	29747 29969	BOVA - Futura DAF KÄSSBOHRER-SETRA - S216 HDS-S - S228 DT, - S210 HD-HDV - S211-S 212 HUE VAN HOOL - A420-440	Knorr K 85	8	139,5	121	32		12.000	14.400